


How to Claim CME Credit(s)

1. After you receive your “pending evaluation to complete” email, go to www.highmarksce.com/prairie/
2. Login to your account (if you do not have an account you will need to create one)



Home

Welcome to the Prairie Education and Research Cooperative site for application submission, registration and much more.
Please select an option from the menu above to continue.

Existing Account

Please enter your username and password

Username:

Password:

[Forgot your username or password? Get it now!](#)

Create New Account

Enter the required information to create a new profile. You will be asked to validate your email address.

* - indicates a required item.

*** First Name:**

*** Last Name:**


Institution Name:

*** Preferred Email:**

This form collects name, email address and other contact information so our support team can communicate and provide assistance. Please check our [Privacy Policy](#) to see how we protect and manage submitted data.

I consent to having this contact information collected via this form.

3. Click on “My Credits” on the right hand side of the screen



My Account

To update and review your contact information, please click on the Edit Contact Information button below. Please note that all communication will be sent via email to the email address listed below. You may edit your email address through the Edit Contact Information button.

Contact Information

Anonymous Survey Record - DO NOT DELETE, MD
Attendee Interactive
2205 Warwick Way
Marriottsville, MD
410.480.8148
none@attendeeinteractive.com

Data Privacy

Protecting personal data is as important as ever. Click [here](#) to review how the system protects data and what your rights are as a user.

Account Documents

Anonymous Survey Record - DO NOT DELETE

4. Scroll to the bottom of the screen. Your unclaimed credits will be listed under the “Pending Credits” section. Select “Complete Session Evaluation” next to the credit you want to claim.

Prairie
EDUCATION & RESEARCH
Cooperative

Applications Registration Credits Enduring Materials

My Credits

This page displays your credits awarded by session. To add credit for additional sessions, please use the option below.

You have not entered or been awarded any credits to date.

Pending Credits

Below are the list of sessions for which require the evaluation or post test to be completed/passed before credit is awarded. Please use the options below to complete or retake the evaluation or post test.

Session	Time	Pending Credits	Action
Test Yeah	11/02/2016 @ 12:30-11/18/2016 @ 12:30	1.00	Remove Credit Complete Session Evaluation

Anonymous Survey Record - DO NOT DELETE


- [My Account](#)
- [My Credits](#)
- [My Enduring Materials](#)
- [My External Certificates](#)
- [My Speaker Center](#)
- [My Applications](#)
- [My Required Forms](#)
- [My Orders](#)

5. Fill in your answers on the evaluation form and select “Submit”.
NOTE: You have to answer all questions with a red star next to the number in order for you to be able to submit your evaluation.

11. What topics would you like to see addressed in future educational activities?

12. Please rate the facility and location at which this activity took place.

- After you have successfully submitted the evaluation, you will be taken back to the previous “My Credits” screen. Your credit(s) has now been officially claimed and will appear under “My Credits”.



[Applications](#) [Registration](#) [Credits](#) [Enduring Materials](#)

The Evaluation has been completed successfully and Credits have been awarded.

My Credits

This page displays your credits awarded by session. To add credit for additional sessions, please use the option below.

Print Transcript
Email Transcript

Course Yeah			
Session	Time	Credits	Action
Test Yeah	11/02/2016 @ 12:30-11/18/2016 @ 12:30	1.00	Edit Session Evaluation Print Certificate Email Certificate
Total Credits:		1.00	Print Activity Certificate Email Certificate

Anonymous Survey Record - DO NOT DELETE

- My Account
- My Credits
- My Enduring Materials
- My External Certificates
- My Speaker Center
- My Applications
- My Required Forms

- Repeat steps 4-6 as necessary to claim credit(s).